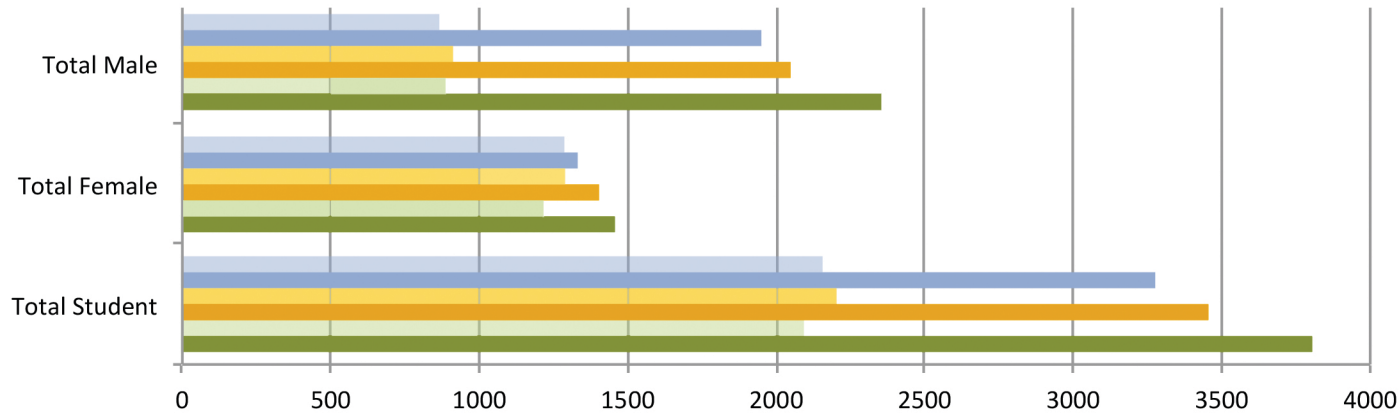




# SUMMARY OF ANNUAL REPORTS 2013 - 2015

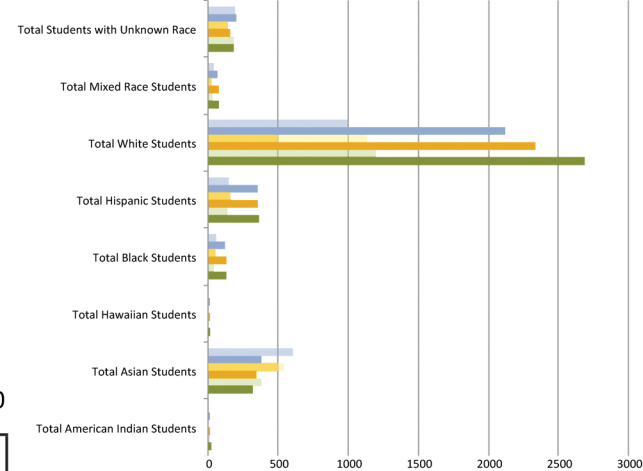
SUBMITTED TO THE  
LANDSCAPE ARCHITECTURAL ACCREDITATION BOARD  
BY ACCREDITED ACADEMIC PROGRAMS

## STUDENT ENROLLMENT - GENDER



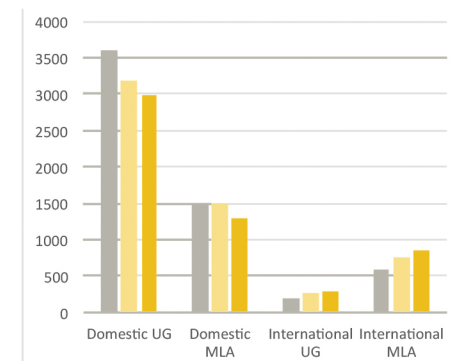
| STUDENTS     | 2013         |              |              | 2014         |              |              | 2015         |              |              |
|--------------|--------------|--------------|--------------|--------------|--------------|--------------|--------------|--------------|--------------|
|              | UG           | GRAD         | TOTAL        | UG           | GRAD         | TOTAL        | UG           | GRAD         | TOTAL        |
| Female       | 1,433        | 1,342        | 2,775        | 1,459        | 1,229        | 2,688        | 1,343        | 1,305        | 2,648        |
| Male         | 2,045        | 911          | 2,956        | 2,350        | 885          | 3,235        | 1,952        | 868          | 2,820        |
| <b>Total</b> | <b>3,478</b> | <b>2,253</b> | <b>5,731</b> | <b>3,809</b> | <b>2,114</b> | <b>5,923</b> | <b>3,295</b> | <b>2,173</b> | <b>5,468</b> |

## STUDENT ENROLLMENT - RACE AND ETHNICITY



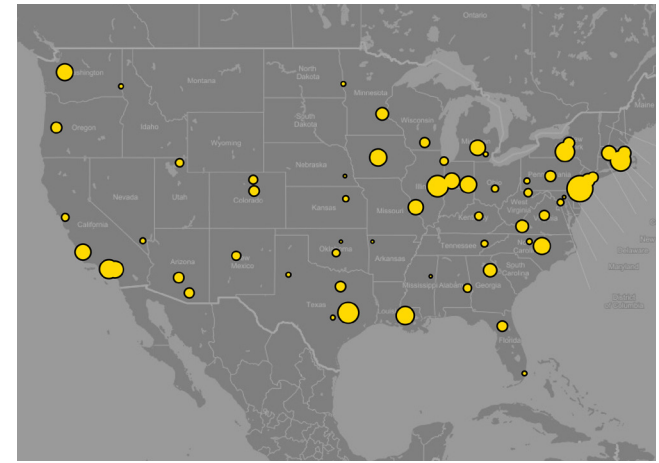
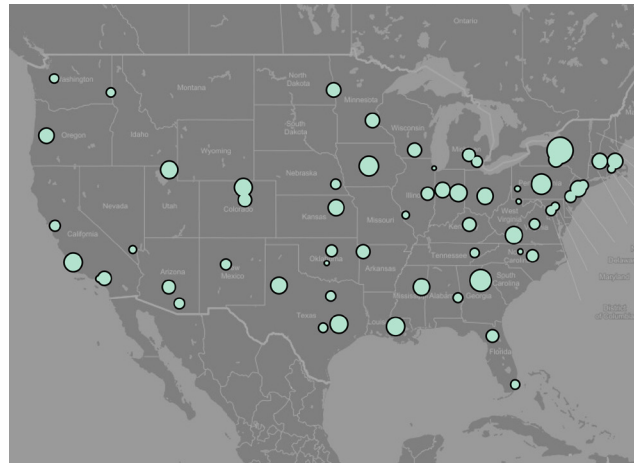
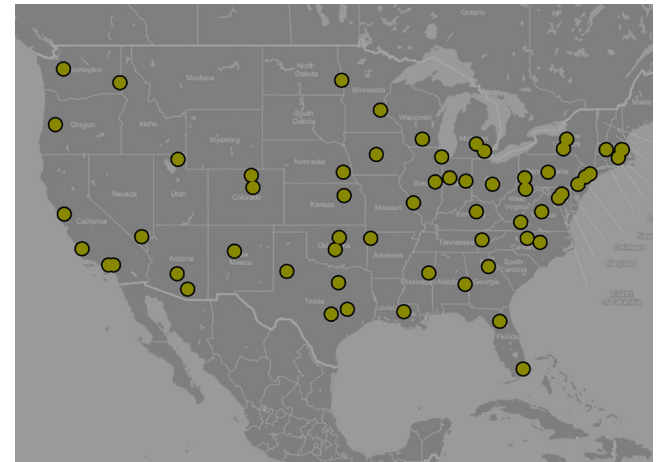
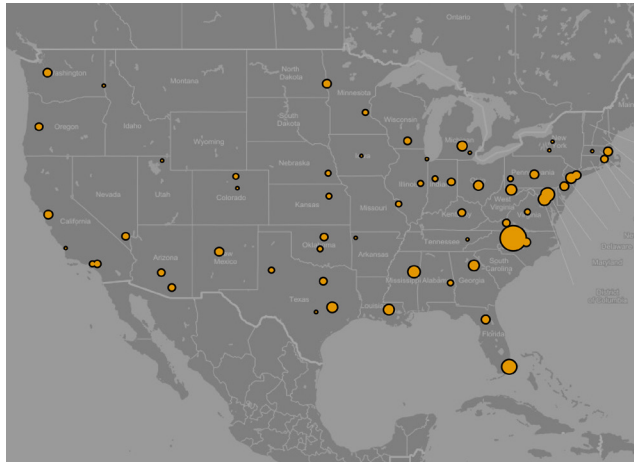
## STUDENT ENROLLMENT - DOMESTIC/INTERNATIONAL

| STUDENTS      | 2013         |              |              | 2014         |              |              | 2015         |              |              |
|---------------|--------------|--------------|--------------|--------------|--------------|--------------|--------------|--------------|--------------|
|               | UG           | GRAD         | TOTAL        | UG           | GRAD         | TOTAL        | UG           | GRAD         | TOTAL        |
| Domestic      | 3,606        | 1,501        | 5,107        | 5,107        | 1,229        | 2,688        | 1,343        | 1,305        | 2,648        |
| International | 203          | 292          | 795          | 2,350        | 885          | 3,235        | 1,952        | 868          | 2,820        |
| <b>Total</b>  | <b>3,809</b> | <b>2,093</b> | <b>5,902</b> | <b>3,809</b> | <b>2,114</b> | <b>5,923</b> | <b>3,295</b> | <b>2,173</b> | <b>5,468</b> |



\* The difference in Total Student Enrollment-Gender and Total Student Enrollment-Domestic/International reflects inaccurate reporting.

# 2015 STUDENT ENROLLMENT - RACE AND ETHNICITY GEOGRAPHIC DISTRIBUTION AND POPULATION



- Total White Students
- Total Black Students
- Total Asian Students
- Total American Indian Students
- Total Hispanic Students
- Total Hawaiian Students
- Total Mixed Race Students
- Total Students with Unknown Race

