



SUMMARY OF 2023 ANNUAL REPORTS

SUBMITTED TO THE
LANDSCAPE ARCHITECTURAL ACCREDITATION BOARD
BY ACCREDITED ACADEMIC PROGRAMS

Prepared by:

Kristopher D. Pritchard, Hon. ASLA, *Accreditation Director*
Nathania Martínez González, *De Base LLC*



Mission

The mission of the Landscape Architectural Accreditation Board (LAAB) is to evaluate, advance, and advocate for the quality of professional landscape architecture education.

LAAB is the accrediting organization for landscape architectural programs. As such, LAAB develops standards to objectively evaluate landscape architectural programs and judges whether a school's landscape architectural program is in compliance with the accreditation standards.

LAAB is comprised of landscape architecture practitioners and academicians, representatives from landscape architecture collateral organizations and public representatives. The collateral organizations are the American Society of Landscape Architects (ASLA), Council of Landscape Architectural Registration Boards (CLARB) and Council of Educators in Landscape Architecture (CELA).


Annual Reports

Programs report to LAAB on:

- Substantial changes in their academic program
- Progress on recommendations from previous accreditation visits
- Students
- Graduates
- Budgets
- Faculty

Purpose

Annual reports from academic programs are used by LAAB to monitor significant changes and ongoing compliance with accreditation standards in each program between on-site visits. Aggregate data from the reports is used to track trends in landscape architecture education and to communicate with stakeholders, other landscape architecture professional associations and organizations, and the public.



SUMMARY



Inside you will find sections on...

GEOGRAPHY OF ACCREDITED LANDSCAPE ARCHITECTURE PROGRAMS

SIGNIFICANT CHANGES IN ACCREDITED LANDSCAPE ARCHITECTURE PROGRAMS

STUDENTS ENROLLED IN ACCREDITED LANDSCAPE ARCHITECTURE PROGRAMS

GRADUATING CLASS IN ACCREDITED LANDSCAPE ARCHITECTURE PROGRAMS

STUDENT RACE AND ETHNICITY

FACULTY COUNTS, GENDER-BREAKDOWN, TIME, AND LICENSURE

FACULTY RACE AND ETHNICITY

VISITING LECTURER TOPICS AND SPECIALTIES

CURRENT PROGRAM LENGTHS AND TYPES BY INSTITUTION



This summary includes information from the 2022-2023 academic year about the number of accredited landscape architecture academic programs in the United States and unincorporated territories; substantial changes reported by these programs; counts and demographic composition for currently enrolled students, 2023 graduates, and non-tenure and tenure faculty; 2021-2022 academic year graduates' career paths; ratio of licensed faculty; and visiting faculty lecture topics. Budget data reported reflects the unique administrative structure of each program and does not lend itself to aggregate reporting.

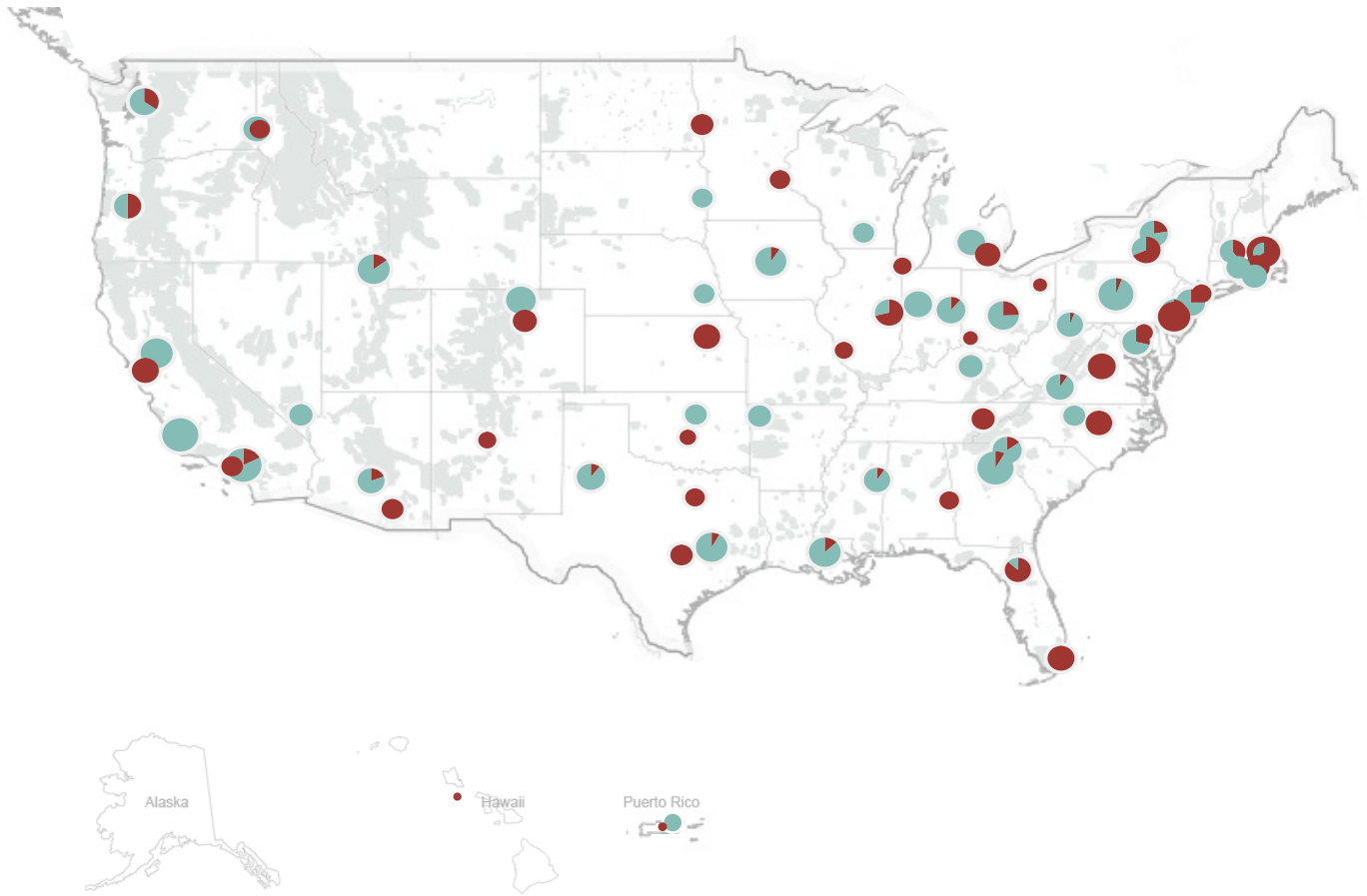
All information in the summary is presented as reported by the academic programs. 102 of the 102 accredited programs submitted a 2022-2023 Annual Report.

Header image credit: ASLA 2023 Student Community Service Category Award of Excellence. Rooted in Resiliency. Jordyn Kloss, Associate ASLA; Daniela Paez; Josh Pollastrini; Elijah Williams; Hailey Holder; Cheyenne Gebhart; Tara Tilstra; Johanna Roszhart; Grace Pollack; Faculty Advisors: Julie Stevens, ASLA; Iowa State University Landscape Architecture Department




GEOGRAPHY OF ACCREDITED LANDSCAPE ARCHITECTURE PROGRAMS

47 Undergraduate Programs
55 Graduate Programs
102 Programs in **76** Universities




Map based on Longitude (generated) and Latitude (generated). Color shows details about Program Type. Size shows sum of Total Students. Details are shown for Zip Code.





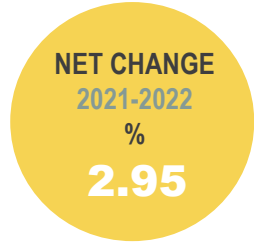
| Significant Changes Reported by Programs | Descriptions |
|--|---|
| <p>A change in administrator</p> | <p>29 changes at 23 institutions impacting 15 graduate programs and 14 undergraduate programs:</p> <p>Several programs designated interim chairs from current faculty or made new appointments for reasons varying between retirements, transfers, resignations, sabbaticals and unexpected passing. Programs also experienced the addition of coordinators to the administrative team such as program, curriculum, and administrative coordinators and associate department heads.</p> <p>This change impacts 23% of accredited programs.</p> |
| <p>A change in administrative structure</p> | <p>6 changes at 5 institutions impacting 4 graduate program and 2 undergraduate programs:</p> <p>Changes include having interim chairs from a different department, acquiring an administrative assistant, and department shifts and merges.</p> |
| <p>Major changes in curriculum</p> | <p>2 changes at 2 institutions impacting 2 graduate programs:</p> <p>Changes include an institution evolving from a quarter to semester system leading to a new program proposal and reducing a five-year program to four-year alongside credit requirements.</p> |
| <p>A loss of 20% of faculty in the past year</p> | <p>5 changes at 4 institutions impacting 3 graduate program and 2 undergraduate programs:</p> <p>Programs reported loss in faculty due to transfers for new or tenure-track positions, resignations, retirements, and the elimination of an unaccredited BSLA program to form a stand-alone MLA program.</p> |
| <p>A change in resources impacting delivery of the degree</p> | <p>2 changes at 2 institutions impacting 1 graduate program and 1 undergraduate program:</p> <p>Loss of full-time faculty now replaced by part-time adjunct faculty and unexpected passing of faculty.</p> |
| <p>Major changes in facilities</p> | <p>9 changes at 7 institutions impacting 4 graduate programs and 5 undergraduate programs:</p> <p>Programs reported a variety of improvements including a new makerspace lab construction, elevator installation, studio renovation, completed refurbishment, more space, expansion and upgrade of college facilities, and improved access to resources and facilities.</p> |



STUDENTS

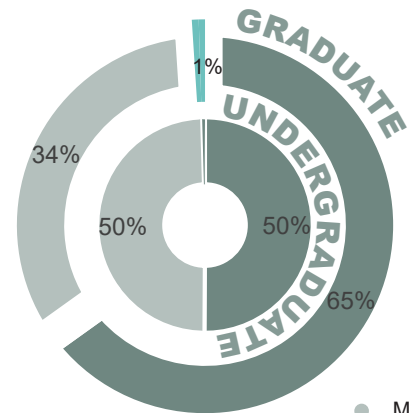


2023 STUDENTS ENROLLED IN ACCREDITED LANDSCAPE ARCHITECTURE PROGRAMS



Gender Makeup

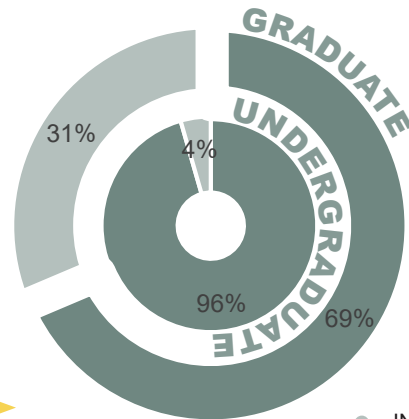
| | |
|---|--|
| MALE UG: 1953 GR: 693 2646 44% | FEMALE UG: 1977 GR: 1332 3309 55% |
| OTHER UG: 11 GR: 11 22 0.36% | PNtoA UG: 6 GR: 10 16 0.26% |



- MALE
- FEMALE
- OTHER/PREFER NOT TO ANSWER

Domestic vs. International

| | |
|--|--|
| DOMESTIC UG: 3771 GR: 1404 5175 86% | INTERNATIONAL UG: 176 GR: 642 818 14% |
|--|--|



- INTERNATIONAL
- DOMESTIC

*percentage represents % of total students



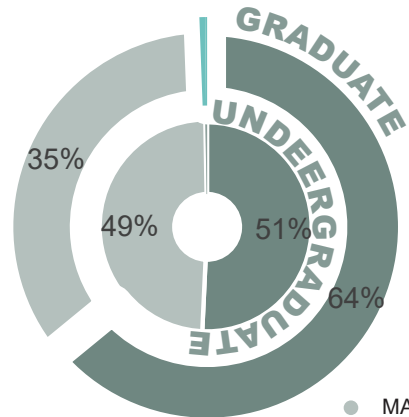
2023 GRADUATING CLASS IN ACCREDITED LANDSCAPE ARCHITECTURE PROGRAMS



Gender Makeup

| | |
|-------------------|-------------------|
| MALE | FEMALE |
| UG: 364 GR: 240 | UG: 377 GR: 435 |
| 604 | 812 |
| 43% | 57% |
| OTHER | PNtoA |
| UG: 1 GR: 3 | UG: 1 GR: 1 |
| 4 | 2 |
| 0.29% | 0.15% |

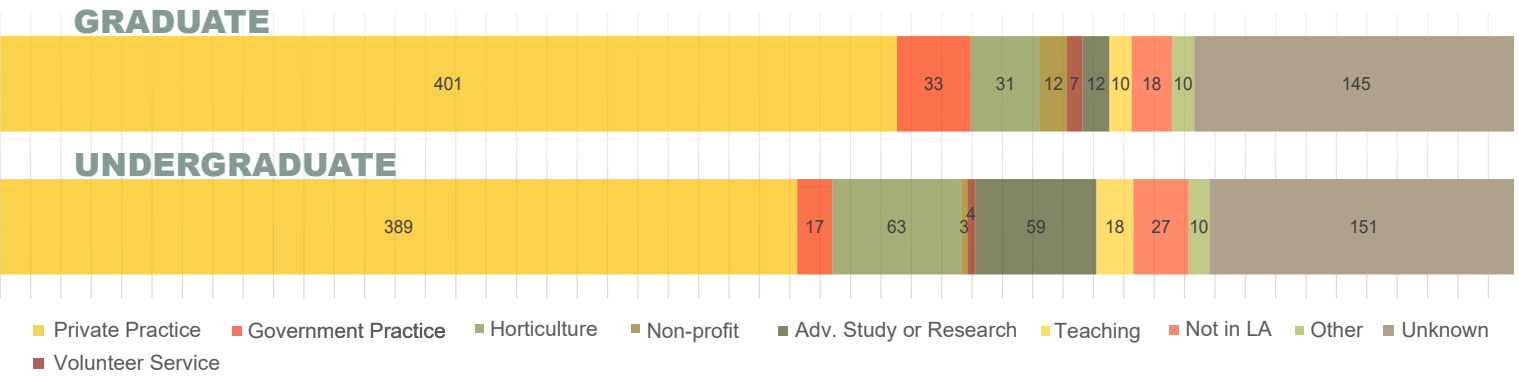
*percentage represents % of total students



- MALE
- FEMALE
- OTHER/PREFER NOT TO ANSWER

Career Paths

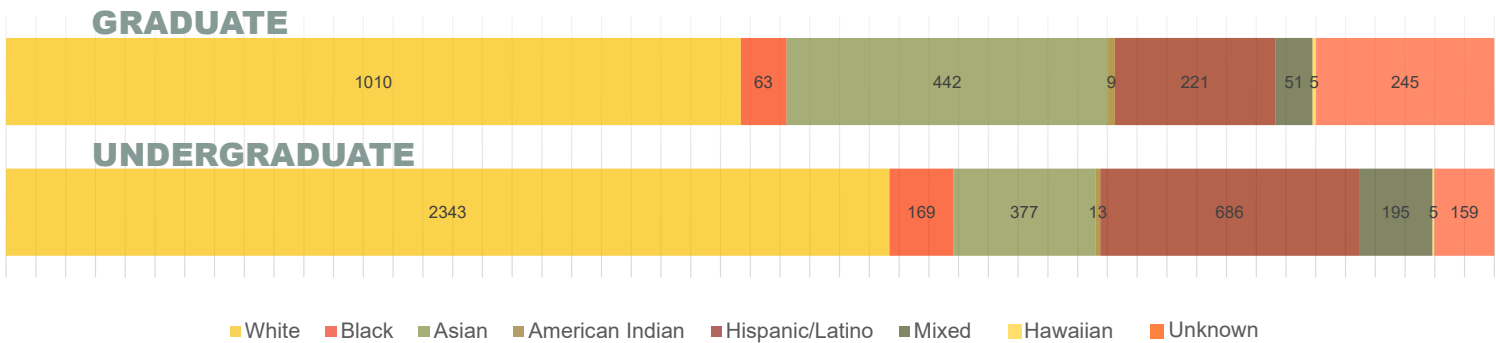
* Data reflects career paths for graduates of the 2021-2022 academic year





2023 STUDENT RACE AND ETHNICITY

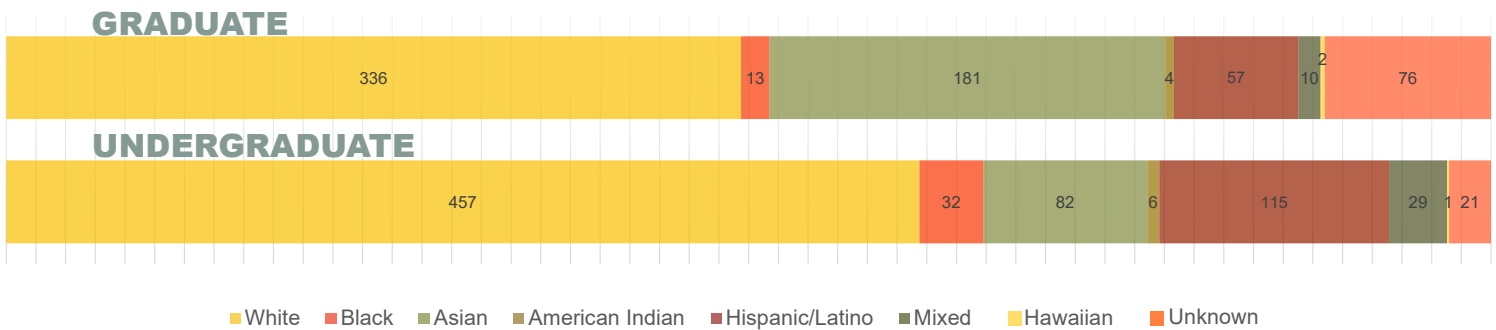
Currently Enrolled Students



Combined Percentages




Graduating Class




Combined Percentages

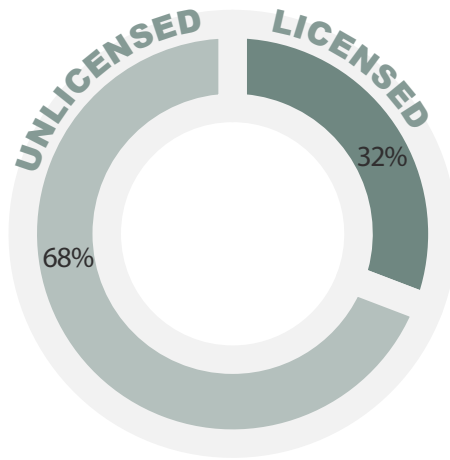
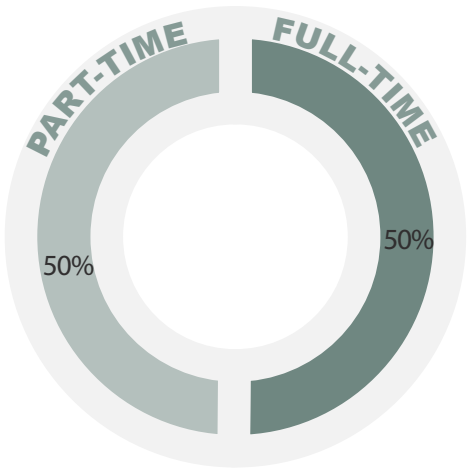
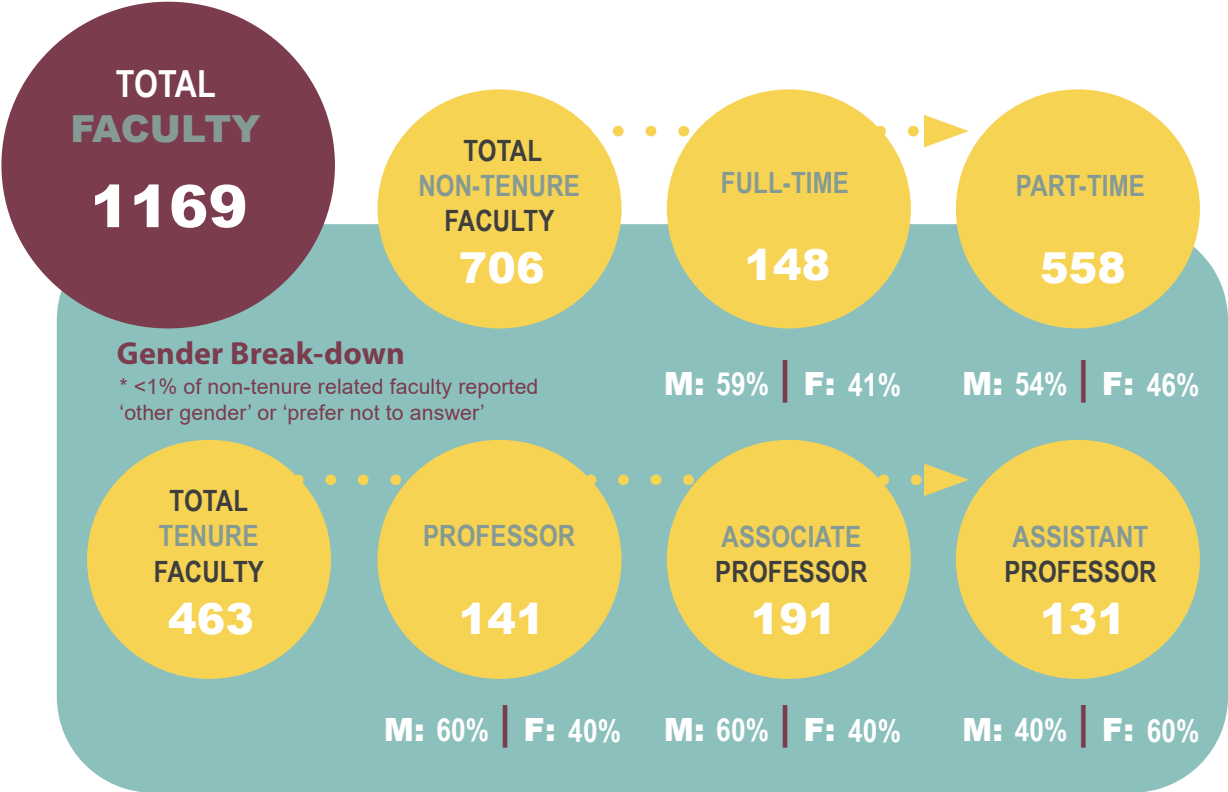




FACULTY



2023 FACULTY COUNTS, GENDER-BREAKDOWN, TIME, AND LICENSURE



32% of total faculty possess a license as a Registered Landscape Architect

72 of 75 reporting institutions have at least ≥ 1 RLA/PLA licensed faculty member

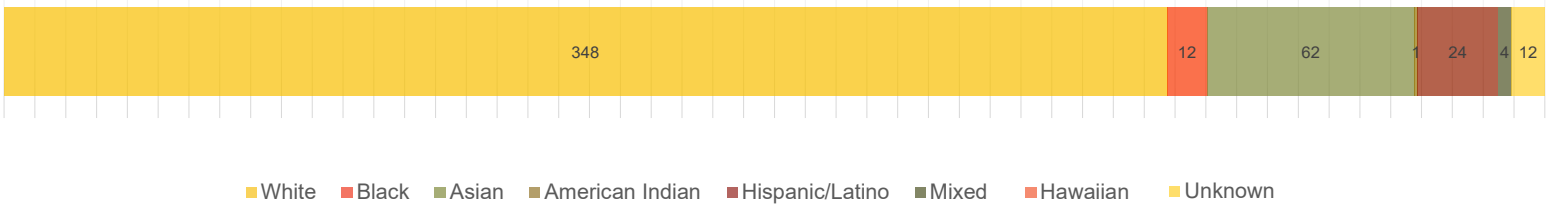
Other reported certifications include Lic. architect, civil + landscape engineering, LEED AP/ Green Associate, ISA arborist, AICP/RTPI planner, RPP, contractor, FAA UAS remote pilot, GIS, occupational therapy, interior design, parks + rec professional, and horticulture.



2023 FACULTY RACE AND ETHNICITY



Tenure Related Faculty

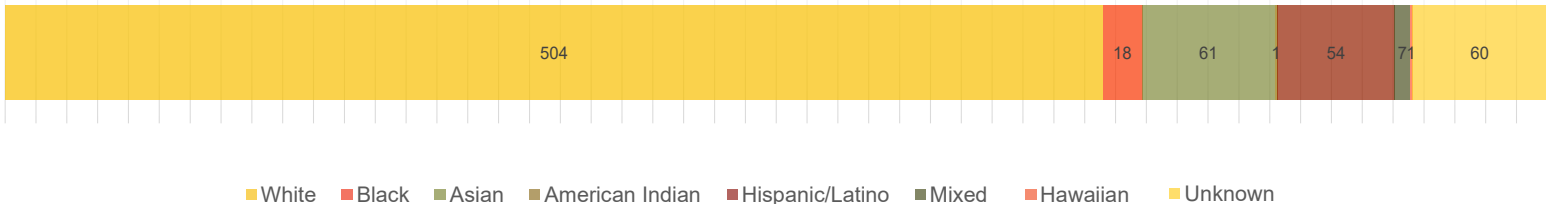


■ White
 ■ Black
 ■ Asian
 ■ American Indian
 ■ Hispanic/Latino
 ■ Mixed
 ■ Hawaiian
 ■ Unknown

Percent of Total

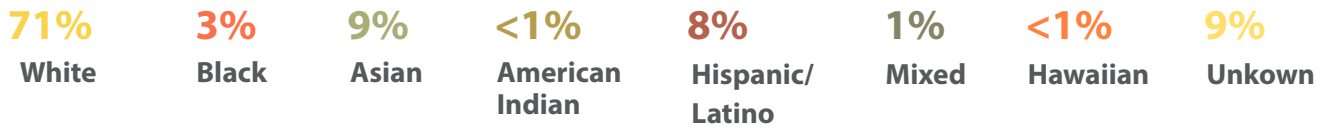


Non-tenure Related Faculty



■ White
 ■ Black
 ■ Asian
 ■ American Indian
 ■ Hispanic/Latino
 ■ Mixed
 ■ Hawaiian
 ■ Unknown

Percent of Total





VISITING
LECTURER/ CRITIC
1038

Visiting lecturers specialize in varied topics such as: advocacy. affordable housing. anthropology. aquatic biology. architecture. art. artificial intelligence in design. Asian architecture. biology. botany. brownfield. business development. campus architecture. ceramics. city + regional planning. climate/ coastal resilience. communications + outreach. community: activism/ development/ organizing/ engagement. computational design management. conservation + watershed health. construction administration. construction. counter cartography. design-build. ecology. economics. education. engineering: civil/electrical. environmental: education/ management/ history/ justice/ law/ planning/ restoration. equity in design. farmland protection. food systems. furniture manufacturing. geography. geomorphology. health. historian. horticulture. hydrology. illustration. indigenous design. invasive species. journalism. kayak safety. Latin American landscapes. life science. marine ecology. mental health. mycology. natural areas management. park management. participatory design. photography. planning. planting plans. policy. preservation. public art. race + social justice. remote sensing. restorative justice. seascapes. soil science. sports + recreational design. stormwater management. sustainability. traditional foods. turfgrass management. universal access. urban: design/ farming/ planning/ ecology/ forestry.



CURRENT PROGRAM LENGTHS AND TYPES BY INSTITUTION

97 Semester-based Programs
5 Quarter-based Programs

47 Undergraduate Programs
55 Graduate Programs
102 Programs in **76** Universities

MLA ONLY

29

- Auburn University
- City College of New York
- Florida International University
- Harvard University
- Illinois Institute of Technology
- Kansas State University (non-baccalaureate)
- Kent State University
- Morgan State University
- North Carolina State University
- North Dakota State University
- Rhode Island School of Design
- University of Arizona
- University of California, Berkeley
- University of Cincinnati
- University of Colorado Denver
- University of Hawaii at Manoa
- University of Idaho
- University of Michigan
- University of Minnesota
- University of New Mexico
- University of Oklahoma
- University of Pennsylvania
- University of Southern California
- University of Tennessee
- University of Texas at Arlington
- University of Texas at Austin
- University of Virginia
- Washington University
- Polytechnic University of Puerto Rico

5 YR BLA ONLY


3

- Cal Poly State University, San Luis Obispo
- Oklahoma State University
- Purdue University

4 YR BLA ONLY

18

- American University of Beirut
- Colorado State University (BSLA)
- Delaware Valley University (BSLA)
- Michigan State University (+1 semester)
- North Carolina A&T State University (BSLA)
- South Dakota State University
- Thomas Jefferson University
- Universidad Ana G. Mendez (BSLA)
- University of Arkansas
- University of California, Davis (BSLA)
- University of Connecticut (BSLA)
- University of Delaware
- University of Kentucky (BSLA)
- University of Nebraska–Lincoln
- University of Nevada, Las Vegas
- University of Rhode Island
- University of Wisconsin–Madison (BSLA)
- Washington State University



**5 YR
BLA** + MLA

Ball State University
Iowa State University
Louisiana State University
University of Florida
University of Washington
State University of New York - Environmental Science and Forestry
Virginia Polytechnic Institute and State University

7

**4 YR
BLA** + MLA

Arizona State University (BSLA)
Boston Architectural College
California Polytechnic State University, Pomona (BSLA)
Clemson University
Cornell University (BSLA)
Pennsylvania State University (+ 1 semester)
University of Georgia
University of Illinois at Urbana-Champaign
University of Maryland, College Park
University of Massachusetts Amherst (BSLA)
University of Oregon
Mississippi State University
Ohio State University (BSLA)
Rutgers University (BSLA)
Temple University (BSLA)
Texas A&M University
Texas Tech University
Utah State University
West Virginia University

19